

CHECKLIST

BLOX Wheel Spacer

Date: _____

 INQUIRY ORDER

Please fill out all the spaces below and forward the checklist to your distributor!

Name: _____

Address: _____

Phone: _____

E-mail: _____

CAR INFO:

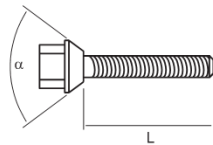
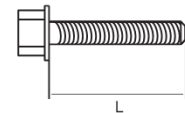
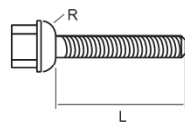
Make: _____

Year: _____

Model: _____

Number of holes in the wheel: 3 4 5 6

Please inspect and measure the existing wheel lug bolts or studs to determine the bolt head style | size, thread diameter, shaft-length and pitch:

 Taper Head Bolt 60°
 with loose taper Flat Head Bolt Round Head Bolt
(VAG-original-wheels)
 with loose round head collar Wheel Stud
(Included in delivery. Please pay attention to the catalogue or internet-notes)

Shaft-Length (L - required!): _____ mm

I would like to install following sizes of BLOX Wheel Spacer:

Front Axle: _____ mm per side

Rear Axle: _____ mm per side

Please fill out with our material-numbers:

FRONT AXLE

BLOX Spacer No.: _____

Bolt No.: _____

REAR AXLE

BLOX Spacer No.: _____

Bolt No.: _____